


Automatic High Speed
Hand Dryer

Operation Instruction

Dear customer:
Thanks for your purchase of my company's products. Please read this instruction before installation and keep it for installation and usage or any other further reference.

Note before installation:

Warning

1.  Warning: Do not use this appliance near water. Do not use this appliance near bathtubs, showers, basins or other vessels containing water
2. This appliance is not intended for use by persons (including children) with reduced physical, sensory or mental capabilities, or lack of experience and knowledge, unless they have been given supervision or instruction concerning use of the appliance by a person responsible for their safety.
3. Children should be supervised to ensure that they do not play with the appliance. This appliance is intended to be used in household only.
4. You must commission professional electrician to install power lines, or else it has electric shock hazard.
5. You must cut off power before operation and ensure the protection no power.
6. Requests to install leakage circuit breakers or protection against fire hazards
7. Do not decompose, repair or any alteration of this machine without authorization, otherwise there is a risk of electric shock, fire and other accidents;

Attention

1. To ensure that no other things in the outlet around 400mm. Meanwhile, do not install it above the stainless steel or artificial marble such shining surface location, otherwise prone to misoperation.
2. The body should be firmly fixed to the smooth wall to avoid injuries caused by the decline of product or product damage
3. Do not install the products in such place with corrosive or flammable gases or objects, it may cause fire or product failure and malfunction
4. Do not install the products in such environment with multi dust or in high temperature, it may cause product damage.

Maintenance:

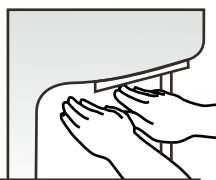
- 1, Please cut off the power and clean the shell with natural detergent when it is dirty. The acid and alkaline bathroom detergent and BEN, lacquer thinner, abrasive etc are forbidden. Besides, do not use nylon brush such friction tool clean it avoiding be scratched;
- 2, When cleaning the shell prevent the water droplets into the machine, so as to avoid electric shock or short circuit;
- 3, It's better to cut off the power when off duty, to extend the service life;
- 4, If the power software cord is damaged, it should be replaced with specialized software or buy components from factories or dedicated maintenance.
- 5, If the machine breaks down, cut off the power quickly and stop work., please commission the professional to repair it.;
- 6, If long time no use of this machine, please cut off the power, and store it in clean and dry indoors with sealed after cleaning.

Terms of guarantee:

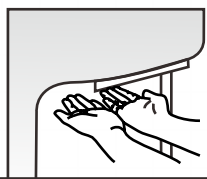
- 1, The product warranty period is one year.
- 2, The service within warranty period for products, which came into effect from the date of buying the machine.
- 3, Within one year after purchasing, consumers find the machine failure caused by the product itself reason, then they can go to the purchasing place to maintenance and replace the machine for free with original invoices and completed and the quality assurance card stamped by dealers.
- 4, The following are not in the scope of free maintenance:
 - ◆ Improper use and the fault caused by demolition, alteration and repair by technical persons without our company authorization.
 - ◆ Fires, earthquakes, thunder and other natural disasters cause faults, and abnormal voltage causes the faults.
 - ◆ The faults caused by non matching power.
 - ◆ The faults caused by long time operation in bad working condition.
 - ◆ Not quality assurance card or the cards is flit not explicitly or correctly.
- 5, Over warranty period or it is not free maintained products, while our company remains committed to serving.

Usage:

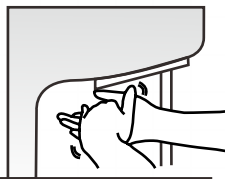
1 Back up, fingers straight out into the outlet, slowly move back and forth



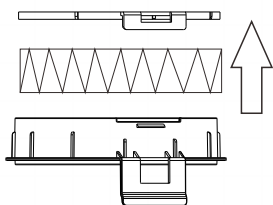
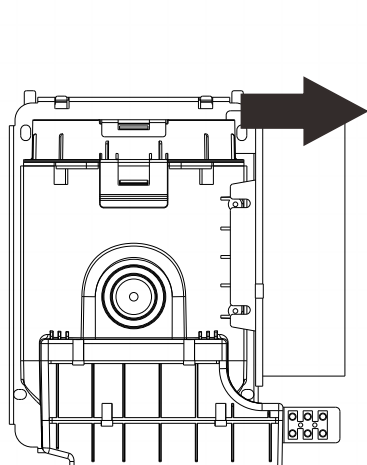
2 And then turned the hand's palm upward and slowly move back and forth



3 Finally rub the hands



Replace the Filter :



Attention Please replace the filter every 6 months or air flow is slow

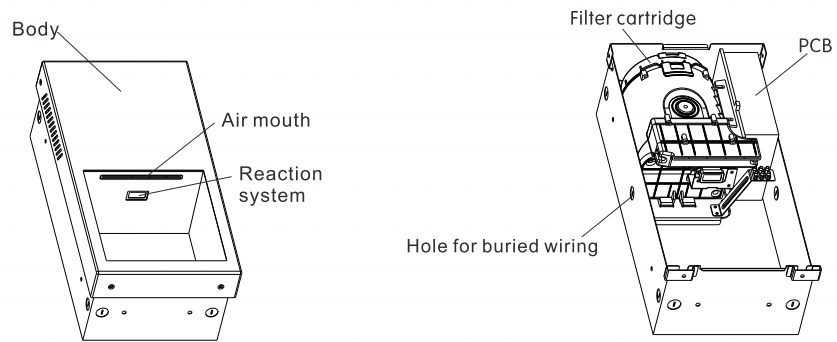
Features:

- 1, It is equipped with automatic infrared ray induction system, very easy to use, reducing waste, and no touching clean hands which effectively to avoiding pathogen cross infection and re-contamination
- 2, It has outstanding performance with most advantage chip control technology and infrared sensor.
- 3, It has unified high speed motor with RPM of 20000, dries the hands with 7-12 seconds.
- 4, This series product is all with over current protection, which effectively eliminates accidents.
- 6, It only needs expansion pipe and screw hook when installation, then hang the machine, cut off the power when maintenance. It is suitable for all departments in hospitals, school, food and pharmaceutical manufacturers, airports, office buildings, hotels, government agencies and research institutions and other places.

Technical parameters:

Rated Voltage	AC220-240V <input type="checkbox"/>	Waterproof Grade	IPX1
	AC110V <input type="checkbox"/>		
Rated Frequency	50/60HZ	Wind Speed	90m/s
Rated Power	1100W	Sensing Distance	12 ± 3cm
Ambient Temperature	0-40℃	Drying Time	7-12S
Installation	Wall Mounting	Overall size	530*265*180mm

Components Name:



Method of Installation:

